


# HF FLYBACK TRANSFORMER



## MA Series



- Power Output: 14 Watts
- Switching Frequency: 200KHz
- Topology: Flyback
- Input Voltage: 33V - 57V (3-2)
- Complies with IEC60950, IEC60601, and IEC61558 requirements for Reinforced Isolation
- Operating Temperature: -40°C to +130°C
- RoHS Compliant Product

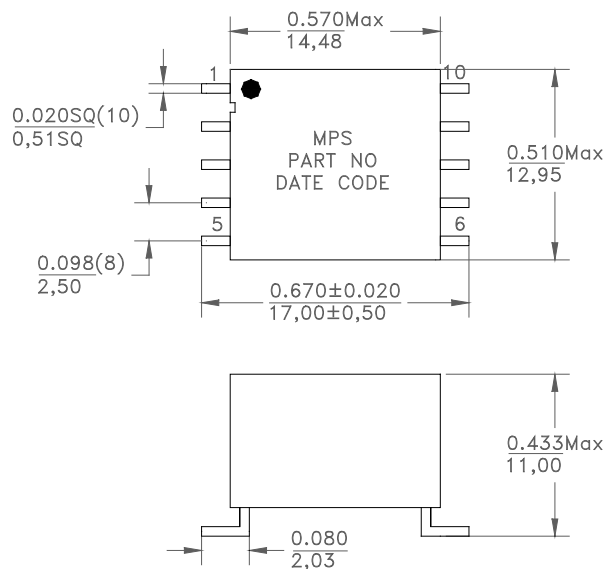
## ELECTRICAL SPECIFICATION @ 25°C

Part No	Primary OCL μH Typ (3-4)	Turns Ratio ±5% (3-2 : 4 5 : 9/8-7/6)	Secondary Output V / A (9/8 - 7/6)	Aux V / A (4 - 5)	Schematic
MA1136	120	12 : 2.5 : 1.0	3.3V / 4.1A	8V / 20mA	A
MA1137	120	8 : 1.67 : 1.0	5V / 2.7A	8V / 20mA	A
MA1138	120	3.43 : 0.71 : 1.0	12V / 1.13A	8V / 20mA	A
MA1269	120	12 : 3.75 : 1.0	3.3V / 4.1A	12V / 20mA	A
MA1270	120	9.6 : 2.4 : 1.0	5V / 2.7A	12V / 20mA	A
MA1276	120	3.43 : 1.0 : 1.0	12V / 1.13A	12V / 20mA	A

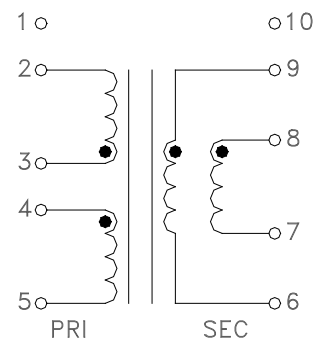
**Note:**

- OCL, Leakage Inductance @ 100KHz, 0.1V<sub>RMS</sub>
- Leakage L: 10μH Max with all Secondaries shorted
- Hipot: 4000V<sub>RMS</sub>, 1mA, 60S ( Pri to Sec )
- End user required to connect the solder pad of Pin 9 to Pin 8 and Pin 7 to Pin 6 on their PC Board layout for full function

## Mechanical



## Schematic



**Dimensions**

Unless otherwise specified, all tolerances are:  
 inch: .XX : ± 0.015 .XXX : ± 0.004  
 mm: X,X : ± 0,38 X,XX : ± 0,10

Product performance is limited to specified parameter. Data is subject to change without prior notice.

MA Series  
10073W